

# Digital Sermon Notes

Important Note: It is imperative that each input and textarea have a unique ID on the tag. As a convention, these IDs should start at 001 and increment by one.

## Formatting The Notes

Sermon notes are made up of the following elements, a heading, scriptures and note elements. Formatting for each type of element is given below:

### Heading

Each sermon note should start with a heading with the formatting below:

```
<header>
  <h1>X: Accept No Substitutes</h1>
  <p>May 26 & 27, 2012<br>
  Todd Clark</p>
</header>
```

### Scriptures

Scriptures should be formatted with the html below. Note the formatting of the reference in the last line.

### Large Sample

```
<blockquote class="scripture">
  And God spoke all these words: "I am the Lord your God, who brought you out of
  Egypt, out of the land of slavery. "
  <span class="reference">Exodus 20:1-6</span>
</blockquote>
```

### Note Items

Each note item should be formatted using the markup samples below.

## Example #1

Paper Note

God's **BOUNDARIES** bring **BLESSINGS**.

Digital Version



1. God's  < bring

HTML Markup

```
<article>
```

```
  God's <div class="fill-in"><input name="001" type="text" id="001" class="entry
  medium" data="boundaries" data-role="none"><a href="#"
  class="answer">+</a></div>
```

```
  bring
```

```
  <div class="fill-in"><input name="002" type="text" id="002" class="entry
  medium" data="blessings" data-role="none"><a href="#"
  class="answer">+</a></div>.
```

```
</article>
```

Note:

- **Markup in red.** Each note should have a unique name/id which is a consecutive number starting from 001... 002... 003.
- **Markup in green.** Each note should have the answer provided in the data attribute.
- **Markup in purple.** Each input should have a class attribute with the class of 'entry' and a size description. The default size should be medium with other valid options being (small, medium, large, x-large).

## Example #2

Paper Note

"I am the Lord **YOUR** God!"

Digital Version



HTML Markup

```
<article>
  "I am the Lord <div class="fill-in"><input name="003" type="text" id="003"
  class="entry" data="your" data-role="none"><a href="#"
  class="answer">+</a></div>
  God."
</article>
```

### Take Away

At the end of many sermons there is a take away. Style this as:

```
<h2>Take Away</h2>
<article class="write-in">
<textarea name="017" id="017" class="note xx-large user-provided"></textarea>
</article>
```

## Other HTML

### Ordered Lists

Often times the notes use an ordered list to organize the notes. The HTML elements for this are:

```
<ol>
  <li>Note Item #1</li>
  <li>Note Item #2</li>
  <li>Note Item #3</li>
</ol>
```

### Unordered Lists

Unordered lists (no numbers just bullets) are often.:

```
<ul>
  <li>Note Item #1</li>
  <li>Note Item #2</li>
  <li>Note Item #3</li>
</ul>
```

## Compressed Lists

There will be times where you'll want to create a tighter list (less vertical spacing) than what is shown in the lists above. To do this add the class 'compressed' to the ul or ol.

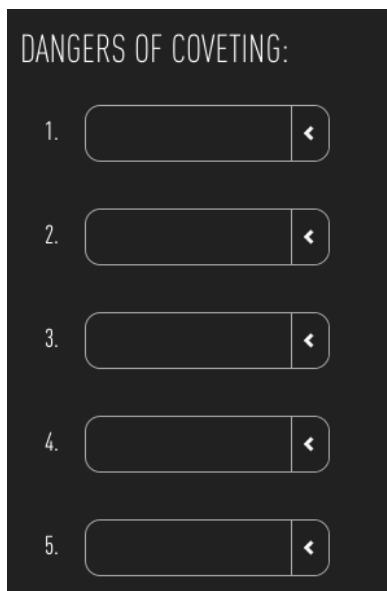
Example:

```
<ul class="compressed">
```

or

```
<ol class="compressed">
```

Result:



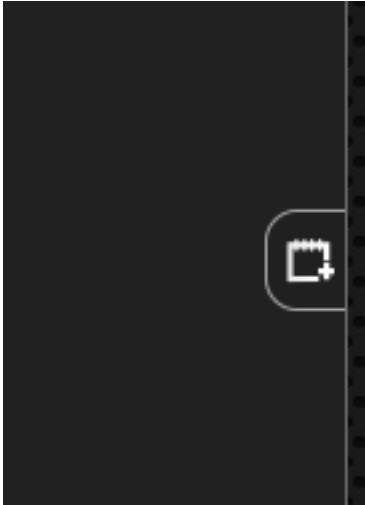
## Commands

There may be an occasion where you'll want to hide the additional notes field at the bottom of the notes. This might be the case when the notes only contain a single note item. By adding the command below to your HTML you can tell the app to hide this field.

```
<input type="hidden" data-role="disable-additional-notes" />
```

## In-line Notes

You can add additional note fields that slide out from the side of the notes like the illustration below:



To do this add the code below in the HTML where you want them to display. You can add as many of these slide out notes as you wish.

```
<article class="free-form">  
  <a href="#"></a>  
  <div class="note-wrap">  
    <textarea id="037" class="note"></textarea>  
  </div>  
</article>
```

### Write-In Field

To add a field that allows for someone to write in any note in-line with the other text use the write-in control.

#### Write-in (normal)

#### Write-in (white)

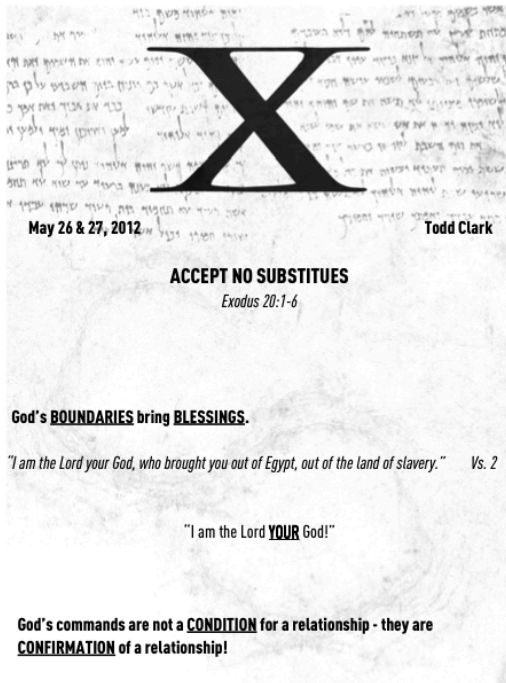
```
<article class="write-in">  
  <textarea name="017" rows="12" id="017"
```

```
class="note xx-large user-provided white"></textarea>  
</article>
```

Note that this control can also use the size attributes. It also has an additional attribute to make the background white and the font color black. This can be used to bring extra focus to this control.

## Complete Example

Below is a complete example of a note



"You shall not make for yourself an idol in the form of anything in heaven above or on the earth beneath or in the waters below." Vs. 4

"You shall not bow down to them or worship them; for I, the Lord your God, am a jealous God, punishing the children for the sin of the fathers to the third and fourth generation of those who hate me." Vs. 5

Something we all know about is **MULTIGENERATIONAL CONSEQUENCES.**

"They followed **WORTHLESS IDOLS** and themselves became **WORTHLESS.**"

11 Kings 17:15

God's **BOUNDARIES** bring **BLESSINGS.**

"I am the Lord your God, who brought you out of Egypt, out of the land of slavery." Vs. 2

"I am the Lord **YOUR** God!"

God's commands are not a **CONDITION** for a relationship - they are **CONFIRMATION** of a relationship!

**RULES** without a **RELATIONSHIP** will always lead to **REBELLION.**

"You shall have no other gods before me."

Vs. 3

All Scripture is NIV version

## Markup

<ol>

<li>

<article>

God's <div class="fill-in"><input name="001" type="text" id="001" class="entry" data="boundaries" data-role="none"><a href="#" class="answer">+</a></div>

bring

<div class="fill-in"><input name="002" type="text" id="002" class="entry" data="blessings" data-role="none"><a href="#" class="answer">+</a></div>.

</article>

```
<blockquote class="scripture">
    "I am the Lord your God, who brought you out of Egypt, out of the
    land of slavery."

    <span class="reference">Exodus 20:2</span>
</blockquote>
```

```
<article>
    "I am the Lord <div class="fill-in"><input name="003" type="text"
    id="003" class="entry" data="your" data-role="none"><a href="#"
    class="answer">+</a></div>
    God."
</article>
```

```
</li>
```

```
<li>
```

```
<article>
    God's commands are not a <div class="fill-in"><input name="004"
    type="text" id="004" class="entry" data="condition" data-
    role="none"><a href="#" class="answer">+</a></div>
    for a relationship - they are
    <div class="fill-in"><input name="005" type="text" id="005"
    class="entry" data="confirmation" data-role="none"><a href="#"
    class="answer">+</a></div>
    of a relationship!
</article>
```

```
<article>
    <div class="fill-in"><input name="006" type="text" id="006"
    class="entry" data="Rules" data-role="none"><a href="#"
    class="answer">+</a></div>
    without a
    <div class="fill-in"><input name="007" type="text" id="007"
    class="entry" data="relationship" data-role="none"><a href="#"
    class="answer">+</a></div>
    lead to <div class="fill-in"><input name="008" type="text"
    id="008" class="entry" data="rebellion" data-role="none"><a
    href="#" class="answer">+</a></div>.
</article>
```

```
<blockquote class="scripture">
    "You shall have no other gods before me."
```



<span class="reference">Exodus 20:3</span>  
</blockquote>

<blockquote class="scripture">  
"You shall not make for yourself an idol in the form of anything in  
heaven above or on the earth beneath or in the waters below."

<span class="reference">Exodus 20:4</span>  
</blockquote>

<blockquote class="scripture">  
"You shall not bow down to them or worship them; for I, the Lord  
your God, am a jealous God, punishing the children for the sin of  
the fathers to the third and fourth generation of those who hate  
me."

<span class="reference">Exodus 20:5</span>  
</blockquote>

</li>

<li>

<article>  
Something we all know about is <div class="fill-in"><input  
name="009" type="text" id="009" class="entry" size="50"  
data="multigenerational consequences" data-role="none"><a  
href="#" class="answer">+</a></div>.  
</article>

<article>  
They followed <div class="fill-in"><input name="010" type="text"  
id="010" class="entry" data="worthless idols" data-  
role="none"><a href="#" class="answer">+</a></div>  
and themselves become  
<div class="fill-in"><input name="011" type="text" id="011"  
class="entry" data="worthless" data-role="none"><a href="#"  
class="answer">+</a></div>.  
<br>2 Kings 17:15  
</article>

</li>

</ol>